



Grade 1 Weekly Plan

March 2-6

SPECIAL ANNOUNCEMENTS

Ramadan Mubarak to you and your families! May it be a month of blessings for all.

NOTE: No school on Sunday, March 2nd due to NID for teachers.

March 3rd begins Ramadan school hours: this will be announced by the school.

A reminder that the canteen will be closed during the month of Ramadan.

Please check your emails and your child's backpack daily 😊

Remember to:

Log in to Raz-Kids at home to practice reading.

Log in to IXL at home to practice math and ELA concepts.






















Please access the 'Resources' section of this document and click on the blue links so that your child may practice the relevant skills daily.

Behavior Think Sheets: please make sure to sign and return any behavior think sheets that are sent home with your child the following day to the BC Homeroom Teacher. Please see the form on the think sheet and fill out accordingly. We appreciate you taking the time to read the teacher's comments and support your child with reflecting on their behavior at home. Teacher's will send an email to inform parents if there is a Think Sheet being sent home with your child.

Assessments

Ongoing PM Reading Assessments

Subject	Learning Objective	Resources
<p>Phonics</p>	<p>The students will view and practice sound cards.</p> <p>Jolly Phonics sounds focus this week: Weeks 1-3: Review Jolly Phonics Book 2 Sounds Week 4: ph as /f/ soft g & ai as a_e, ay</p> <p>Read Alouds and Story Maps: Discussing characters, settings, problem and solution</p> <p>Sight Word List 4B Spelling Test for Sight Word List 4B: Thursday, March 20th</p> <p>Please make sure your child practices spelling and writing the 10 words orally and on paper.*</p>	<p>Sound Card Video</p> <p>Jolly Phonics Book 1</p> <p>Jolly Phonics Book 2</p> <p>Jolly Phonics Book 3</p> <p>Story Maps</p> <p>220 Sight word Ladders</p>
<p>Reading</p>	<p>Teachers will focus on Guided reading & Sight words</p> <p>The students will continue listening to Read Alouds and begin to understand characteristics of a good reader. Students will also use various graphic organizers to show their understanding of story elements and character traits.</p> <p>Plus teacher's choice of Read Aloud</p> <p>Ongoing: Letter ID & Letter Sound Assessments PM Assessments</p>	<p>Fiction v. Nonfiction books</p> <p>RazKids</p> <p>IXL</p>

<p>Writing</p>	<p>Review Grammar: Parts of Speech (Nouns, Verbs, Adjectives, Adverbs)</p> <p>Narrative Writing</p> <ul style="list-style-type: none"> Continue using transition words to write about an event or a small moment in the student's life. Transition Words: first, next, then, last <p>Ongoing: 5 Star Writing</p> <div data-bbox="479 499 1182 871" style="border: 1px solid black; padding: 5px;"> <p style="text-align: center;">5 Star Writing</p> <table border="1" style="width: 100%; border-collapse: collapse;"> <tr> <td style="text-align: center; width: 15%;"></td> <td>Capital letter to start my sentence. → I see a dog.</td> </tr> <tr> <td style="text-align: center;"></td> <td>Punctuation to end my sentence. Where is the dog? ↘</td> </tr> <tr> <td style="text-align: center;"></td> <td>Use finger spaces. The dog is brown.</td> </tr> <tr> <td style="text-align: center;"></td> <td>Use neat handwriting & phonemic spelling. K k </td> </tr> <tr> <td style="text-align: center;"></td> <td>My sentence makes sense. </td> </tr> </table> </div>		Capital letter to start my sentence. → I see a dog.		Punctuation to end my sentence. Where is the dog? ↘		Use finger spaces. The dog is brown.		Use neat handwriting & phonemic spelling. K k 		My sentence makes sense. 	<p>Grammar Book</p> <p>What is a noun?</p> <p>What is a verb?</p> <p>What is an adjective?</p> <p>Procedural Text - Recipe</p>
	Capital letter to start my sentence. → I see a dog.											
	Punctuation to end my sentence. Where is the dog? ↘											
	Use finger spaces. The dog is brown.											
	Use neat handwriting & phonemic spelling. K k 											
	My sentence makes sense. 											
<p>Math</p>	<p>This week:</p> <p>Review: Subtraction within 20</p> <p>Review:</p> <p>Word problems to 20</p> <ul style="list-style-type: none"> Place value Doubles plus one Adding doubles Addition within 10 Number Sense How many more & fewer Comparing within 10 First, last, and in between Before, after, and in between Ordinal numbers 	<p>Friends of 10</p> <p>Place Value</p> <p>Patterns</p> <p>Word</p> <p>Problems Add & Sub</p>										
<p>Socials/ Science</p>	<p>The students will learn about moon phases.</p>											